



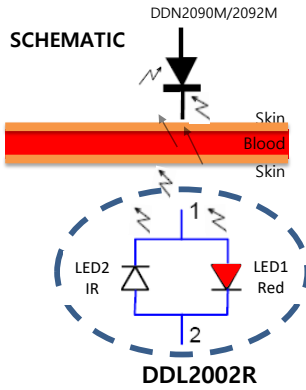
**FEATURES**

- Two Drive Line Dual LED Emitter
- Dual Red and IR LED Matched to SPO2
- Chip on Board Mold Package

**APPLICATIONS**

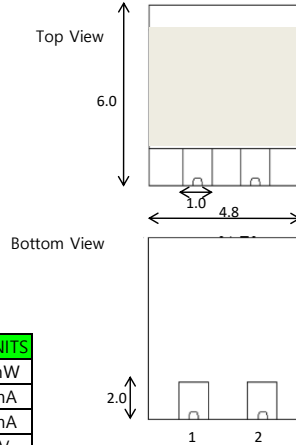
**Transmissive**

- Blood Analysis
- Medical Instrumentation
- Radiometric Instrument
- Oximeter Probes



**Blood Sensor Emitter  
DDL2002R**

**PACKAGE DIMENSION (mm)**  
w x h x t = 4.8 x 6.0 x 1.02



**ABSOLUTE MAX. RATINGS (Ta=25°C unless otherwise noted)**

SYMBOL	PARAMETER	MAX. RATED VALUE	UNITS
PD	Power Dissipation	120	mW
IF	Continuous Forward Current	50	mA
IFP	Peak Forward Current	100	mA
VR	Reverse Voltage	5	V
T stg	Storage Temp	-20 ~ +85	°C
T opr	Operating Temp	-20 ~ +80	°C
T sd	Soldering Temperature*1	240	°C

\*Soldering time : t <3s, \*\*Moisture Sensivity Level 3

\*\*\*Do not soldering on top pads, must soldering on only backside pads

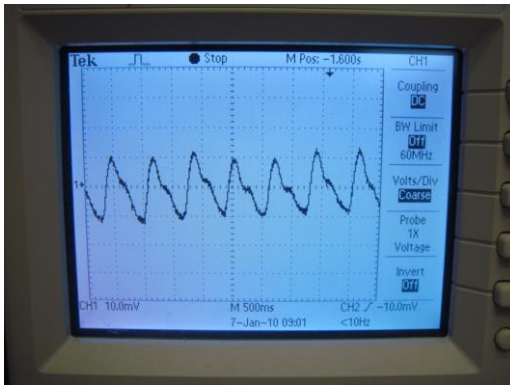
\*\*\*\*Do prebake 150°C 1HRs if reflow SMT

**CHARACTERISTICS (Ta=25°C unless otherwise noted)**

SYMBOL	CHARACTERISTIC	COMPONENTS	TEST CONDITION	MIN	TYP	MAX	UNITS
VF	Forward Voltage	LED1	IF=20mA		1.8	2.3	V
		LED2			1.3	1.5	
IR	Reverse Breakdown Current	LED1,LED2	VR=5V			10	uA
PO	Output Power	LED1	IF=20mA		1		mW
		LED2			2		
λ PEAK	Peak Wavelength	LED1	IF=20mA		660		nm
		LED2			905		
Δλ	Half Wave Width	LED1	IF=20mA		30		nm
		LED2			60		

**PPG(Photo Plethysmogram) Characteristic**

DDL2002R with DDN2090M



**Packing Information**



Anti Static vinyl bag

Label sticker (option)

